





SERENITY - PERFORMANCE - EXCELLENCE



*Equipment for implantology
and surgery*



Contents

Equipment for implantology and surgery

P. 4

BE SAFE RANGE

Automatic periosteal and osteotome

P. 6

IMPLANTEO® LED

Implantology and surgery motor

P. 8

MONT BLANC® RANGE

Implantology and surgery instruments

P. 10

IMPULSION® RANGE

Implantology contra-angles

P. 11

TORQ CONTROL®

Universal torque wrench

P. 12

ASPEO®

Bone collector

P. 13

TECHNICAL SPECIFICATIONS

P. 15

ACCESSORIES

**"DISCOVER
THE ENTIRE
RANGE OF
ANTHOGYR
EQUIPMENT"**





BE SAFE RANGE

Automatic periosteal and osteotome

The Safe impactor is a pre-calibrated impaction instrument that connects to a micro-motor. Multi-purpose is an automatic periosteal combined with Exo Safe blades. It becomes an automatic osteotome when combined with Osteo Safe® inserts.



Universal connection ISO 3944

- Compatible with all types of implantology and chair motors
- One single motor speed: 15 000 rpm; 1:1 Ratio



Specific trilobe connection

- Excellent insert retention during use
- Intuitive and secure locking
- Maximum torque resistance



Universal screwdriver

- Manual use of the Exo Safe and Osteo Safe inserts
- Comfortable handling
- More tactile feel
- Excellent grip for maximum sensitivity



Product references

UNIVERSAL
SCREWDRIVER KIT
(including 1 universal
surgical screwdriver
+ 2 mandrels)

INUSI

See page 13 for **the technical specifications**.
See pages 15 and 16 for **the accessories**.

EXO SAFE

For dental extractions



Progressive and controlled impaction

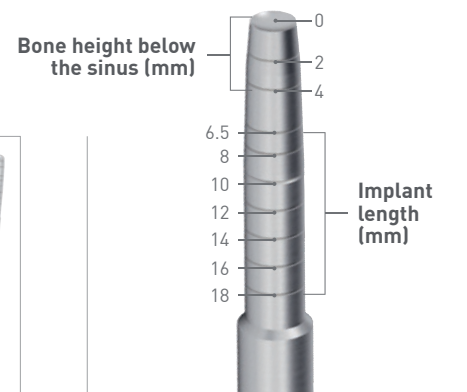
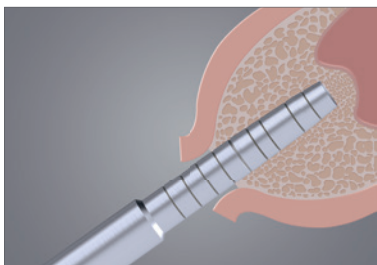
- Maximum bone plate preservation
- Easier mobilization of the tooth and the fractured roots
- Effective and time saving procedure

Range of 6 blades

- Straight convex wide and thin periostomes
- Straight concave medium and thin periostomes
- Angled convex vertical and horizontal periostomes

OSTEO SAFE®

For crestal approach sinus lifts



Indicated for crestal approach sinus lifts and bone condensation

- Minimally invasive bone preparation of implant sites
- Enhanced implant primary stability

4 sequences of 4 osteotomes with 3 progressive diameters

- Implant placement in the same surgery
- Straight and bayonet osteotomes
- Concave or convex tips

Clear identification of the inserts

- Colored rings to differentiate between the concave and convex tips
- Laser marking ①, ②, ③, ④ of osteotomes progressive diameters for each sequence

Product references

<p>COMPLETE EXTRACTION KIT (including 1 impactor + 6 periostomes + 1 sterilization box)</p>	<p>SET OF 6 PERIOTOMES + 1 STERILIZATION BOX</p>	<p>COMPLETE OSTEOTOMY KIT (including 1 impactor + 16 osteotomes + 1 universal screwdriver kit + 1 sterilization tray)</p>
<p>EXO_FULL</p>	<p>EXO_SET</p>	<p>INKITOSTEOFULL</p>

See page 13 for **the technical specifications**.
See pages 15 and 16 for **the accessories**.



IMPLANTEO® LED

Implantology and surgery motor



Motor designed for implant placement and for dental and bone surgeries: teeth extraction, apicoectomy, osteosynthesis, bone remodelling, bone smoothing, etc.



Torque up to 80 N.cm and controlled calibration of the contra-angle

→ Display of the torque in real value



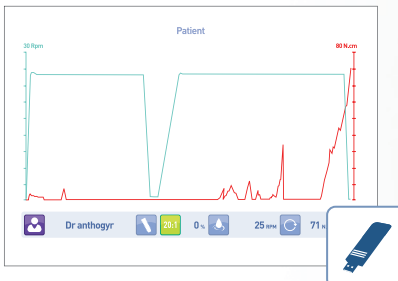
LED lighting ("daylight" – 5 500 °K – quality) with adjustable brightness that is independent of the motor's rotation speed

→ Working comfort



Wide touch screen, up to 10 programmable user profiles and 10 sequences per profile

→ Customizable according to the habits of each user




Real-time display of the surgery data and possibility to backup data on a USB flash drive

→ Patient follow up, sharing of data with the prosthodontist



Product references

	IMPLANTEO® LED KIT	IMPLANTEO® WITHOUT LIGHT KIT
WITH MONT BLANC® CONTRA-ANGLE* WITHOUT DEPTH STOP	11501 LED CA 20:1 LED	11501 CA 20:1
WITH MONT BLANC® CONTRA-ANGLE* WITH DEPTH STOP	 11502 LED CA 20:1 LED depth stop	11502 CA 20:1 depth stop

* For the specifications of the Mont Blanc® contra-angles, please refer to page 8.



See page 13 for **the technical specifications**.
See page 17 for **the accessories**.



MONT BLANC® RANGE

Implantology and surgery instruments



Contra-angles and handpieces designed for preparation of the implant site, implant placement and bone surgery.



Ref. 10401XLED



Resistance to high torque of 80 N.cm*

→ Durability and reliability, even during the most challenging operations.



LED technology** (25,000 lux)

→ Reduction of the shaded areas and high-quality "daylight" lighting for excellent visibility.



Instruments that can be dismantled without tools

→ Compliance with asepsis standards.
→ Easier maintenance offering increased longevity.



Functional design and I-coat® coating

→ Anatomic handling and resistance to scratches.

Product references

		IMPLANTOLOGY CONTRA-ANGLE 20:1	SURGERY CONTRA-ANGLE 1:3	SURGERY HANDPIECE 1:1
WITHOUT DEPTH STOP	No light	10400X	12200X	12400X
	Light	10400XL	12200XL	-
	LED**	10400XLED**	12200XLED**	12400XLED**
WITH DEPTH STOP	No light	10401X	-	-
	Light	10401XL	-	-
	LED**	10401XLED**	-	-

* Only for the implantology contra-angles

** For the Implanleo® LED



Ref. 12200XLED

Ref. 10400XLED

Ref. 12400XLED

See page 14 for **the technical specifications**.
 See page 18 for **the accessories**.



IMPULSION® RANGE

Implantology contra-angles



Contra-angles designed for the implant placement: drilling, tapping of the sockets that will receive the dental implants, placement of the dental implants and screwing of the prosthetic parts.



Ref. 14400BP



Optimised head size*

→ Good visibility of the implant site for better comfort.



Easy disassembly using a spanner

→ Compliance with asepsis standards.
→ Easier maintenance offering increased longevity.



Ergonomic design

→ Excellent handling.



Depth stop system for controlling the drilling*

→ Security and comfort while preparing the implant site.



Ref. 14400

Ref. 14401

Product references

	CONTRA-ANGLE LATCH TYPE HEAD	CONTRA-ANGLE PUSH BUTTON HEAD
WITHOUT DEPTH STOP	14400	14400BP
WITH DEPTH STOP	14401	-

See page 15 for the technical specifications.
See page 18 for the accessories.

* Only on the versions with a latch-type head



TORQ CONTROL®

Universal torque wrench



Precision instrument equipped with a torque adjustment system for screwing prosthetic components at specified torque settings.



Automatic declutching when the selected torque is reached of screw tightening

- Compliance with protocols.
- Limitation of the risk of screw breaking or unscrewing.



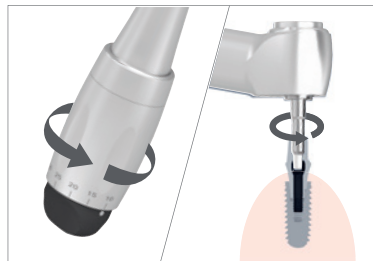
7 torque levels (10 to 35 N.cm) and universal connection of the prosthetic mandrels

- Compatibility with all the implant systems.



Micro-head and ergonomic handle

- Excellent visibility in the mouth.
- Easier access to the posterior sectors.



Easy and rapid use

- Reduced amplitude of movement compared with tightening using a ratchet wrench.



Product reference

TORQ CONTROL®
15501

See page 15 for the technical specifications.



Aspeo®

Bone collector



Instrument indicated for implant and periodontal surgery for the recovery of bone fragments for autografts during surgical procedures.



Recovery of filtered autogenous bone

→ Guarantee of bone compatibility.



Easy dismantling without tools

→ Compliance with hygiene conditions and user-friendly.




Direct connection to the chair suction system

→ Easy and quick to use.

Product reference

ASPEO® *
12010



Ergonomic design similar to a syringe with a narrow cannula

- Wide visibility of the implant site and easy handling.
- Easy expulsion of the bone core thanks to the piston.



*Supplied with 3 single-use filters.





TECHNICAL SPECIFICATIONS

UNIVERSAL SURGICAL SCREWDRIVER

References	INUSI
Total length (mm)	115
Handle length (mm)	100
Maximum diameter of the handle (mm)	25
Diameter of the rod (mm)	7
Weight (g)	80
Connection	Standardised mandrel (ISO 1797-1) Mandrel with trilobe (connection owned by Anthogyr)
	Locking by rotation of the ring
Maximum transferable torque with the medical device	With the "trilobe" tools: 200 N.cm With the standard ISO tools: 80 N.cm

AUTOMATIC IMPACTOR SAFE


References	69200ST/6920
Total length (mm)	142
Handle length (mm)	124
Maximum diameter of the handle (mm)	20
Diameter of the rod (mm)	7
Weight (g)	195
Connection	Standardised mandrel (ISO 1797-1) Mandrel with trilobe (connection owned by Anthogyr)
	Locking by rotation of the ring
Maximum transferable torque with the medical device	With the "trilobe" tools: 200 N.cm With the standard ISO tools: 80 N.cm
Energy	Mechanical (shocks)


IMPLANTEO® LED

References	11501	11501 LED	11502	11502 LED
Weight (kg)	5.2			
Input voltage	100-240 V - 50-60 Hz			
Absorbed power	200 W			
Motor speed	300 - 40,000 rpm			
Motor torque	7 N.cm (80 N.cm max with a 20:1 Mont Blanc® contra-angle)			
Pump	Peristaltic with 5 rollers			
Irrigation flow	120 mL/min max (with Anthogyr irrigation lines)			
Program	10 programs or users x 10 sequences			
Type of coupling	Bespoke Anthogyr system compatible with Intramatic Lux and type "E" systems			
Box	IP2x			
Pedal	IPx8			
Displayed units	Meaning			
N.cm	Torque (Newton/centimetre)			
Rpm	Speed (Revolutions/minute)			



TECHNICAL SPECIFICATIONS

MONT BLANC® IMPLANTOLOGY RANGE						
References	10400X	10401X	10400XL	10401XL	10400XLED	10401XLED
Reduction ratio	20:1					
Color code	Green					
Adjustable depth stop system	No	Yes	No	Yes	No	Yes
Light / 	No		Yes ¹ (light guide)		Yes ² (LED in the contra-angle)	
Weight (g)	98					
Motor connection standard	ISO 3964		ISO 3964 ³		ISO 3964 ⁴	
Maximum speed for the motor (rpm)	40,000					
Maximum torque for the instrument (N.cm)	80					
Rotary instruments according to ISO 1797-1	Type 1					
Ø (mm)	2.35					
Max length (mm)	40					
Max Ø of the active part (mm)	10					
Flow rate of spray water according to ISO 7785-2 (mL/min)	> 50					

MONT BLANC® SURGERY RANGE					
References	Contra-angle			Handpiece	
	12200X	12200XL	12200XLED	12400X	12400XLED
Gear ratio	1:3			1:1	
Color code	Orange			Blue	
Light / 	No	Yes ¹ (light guide)	Yes ² (LED in the contra-angle)	No	Yes ² (LED in the handpiece)
Weight (g)	98			125	
Motor connection standard	ISO 3964	ISO 3964 ³	ISO 3964 ⁴	ISO 3964	ISO 3964 ⁴
Maximum speed for the motor (rpm)	40,000				
Rotary instruments according to ISO 1797-1	Type 3			Type 1 or 2	
Ø (mm)	1.60			2.35	
Max length (mm)	25			65	
Max Ø of the active part (mm)	2			10	
Flow rate of spray water according to ISO 7785-2 (mL/min)	> 50				

¹ For motors with light

² For the Implanteo® LED motor

³ INTRAmatic LUX® connection system - Registered trademark by Kavo®

⁴ Anthogyr IMPLANTEO LED® connection system/specific E-Plus or E-Plus Intra connection/can be mounted on an Intra-Matic Lux (!) type motor whose bulb has been replaced by an adapter for LED contra-angles "10510".



TECHNICAL SPECIFICATIONS

IMPULSION®			
References	14400	14401	14400BP
Gear ratio		20:1	
Color code		Green	
Adjustable depth stop system	No	Yes	No
Weight (g)		84	
Tool attachment system	Latch-type		Push button
Motor connection standard		ISO 3964	
Maximum speed for the motor (rpm)		40,000	
Maximum torque for the instrument (N.cm)	50		55
Rotary instruments according to ISO 1797-1		Type 1	
Ø (mm)		2.35	
Max length (mm)		50	
Max Ø of the active part (mm)		10	
Flow rate of water spray (mL/min)		> 50	

TORQ CONTROL®	
Reference	15501
Weight (g)	130
Energy	Manual
Tool type according to NF EN ISO 1797-1	Type 1
Diameter of the tools (mm) according to NF EN ISO 1797-1	2.35
Head height (mm)	11.39
Head angulation (°)	100
Maximum length of the tool (mm)*	34
Precision (N.cm)	+/- 1







ACCESSORIES

FOR AUTOMATIC IMPACTOR (EXO SAFE VERSION)		
References	Descriptions	Images
PERI001	Periotome straight convex thin – width 2.1mm, thickness 1.25mm	
PERI002	Periotome straight convex large – width 2.6mm, thickness 1mm	
PERI003	Periotome angled convex vertical – width 2.1mm, thickness 0.8mm	
PERI004	Periotome angled convex horizontal – width 2.1mm, thickness 0.8mm	
PERI005	Periotome straight concave thin – width 2mm, thickness 1.2mm	
PERI006	Periotome straight concave medium – width 3mm, thickness 1 mm	
5932	Empty sterilization box	





ACCESSORIES

FOR AUTOMATIC IMPACTOR (OSTEO SAFE® VERSION)

References	Descriptions			Images
OSTECX_SET OSTECC_SET OSTSCX_SET OSTSCC_SET	Sequence of 4 bayonet convex osteotomes Sequence of 4 bayonet concave osteotomes Sequence of 4 straight convex osteotomes Sequence of 4 straight concave osteotomes			-
	AXIOM® IMPLANT Ø	OSTEOTOME Ø	No.	
OSTSCC34	3.4	2.0 - 2.8	1	Straight concave osteotomes 
OSTSCC40	4.0	2.5 - 3.3	2	
OSTSCC46	4.6	3.0 - 3.9	3	
OSTSCC52	5.2	3.5 - 4.5	4	
OSTSCX34	3.4	2.0 - 2.8	1	Straight convex osteotomes 
OSTSCX40	4.0	2.5 - 3.3	2	
OSTSCX46	4.6	3.0 - 3.9	3	
OSTSCX52	5.2	3.5 - 4.5	4	
OSTECC34	3.4	2.0 - 2.8	1	Bayonet concave osteotomes 
OSTECC40	4.0	2.5 - 3.3	2	
OSTECC46	4.6	3.0 - 3.9	3	
OSTECC52	5.2	3.5 - 4.5	4	
OSTECX34	3.4	2.0 - 2.8	1	Bayonet convex osteotomes 
OSTECX40	4.0	2.5 - 3.3	2	
OSTECX46	4.6	3.0 - 3.9	3	
OSTECX52	5.2	3.5 - 4.5	4	












FOR UNIVERSAL SURGICAL SCREWDRIVER

References	Descriptions	Images
INEXMOST	Extra-long trilobe mandrel extension	
OPMVTOST	Trilobe mandrel for Axiom® Bone Level implants range (2.8 implant excluded)	



ACCESSORIES























FOR IMPLANTEO® IMPLANTOLOGY MOTORS

References	Descriptions	Images
11052 5	Batch of 5 pouch and bottle irrigation lines	
11052 10	Batch of 10 pouch and bottle irrigation lines	
11790	Batch of 10 clips for lines (on motor cord)	
6841-0.5L	Pouch of 0.5L of 0.9% NaCl	
6841-0.5L V	Batch of 20 pouches of 0.5L of 0.9% NaCl	
11053 5	Batch of 5 screen protectors	-
11053 10	Batch of 10 screen protectors	-
11054 5	Batch of 5 motor protection sleeves	-
11054 10	Batch of 10 motor protection sleeves	-
11550	Motor mount	
11410	Calibration mandrel (for connecting the contra-angle to the module)	
11565	Stem	
11660	Calibration module	
11580	USB flash drive	-
11700	Pedal	
11750 M	Micro-motor without LED (with cable)	
11750 MLED	Micro-motor with LED (with cable)	
11795	Sterilisation plug (for motor nose)	




ACCESSORIES

FOR IMPLANTOLOGY AND SURGERY CONTRA-ANGLES

References	Descriptions	Images	Compatibility of the accessories		
			MONT BLANC® for implantology	MONT BLANC® for surgery	IMPULSION®
10420	Stainless steel "Y" fitting (supplied with 2 silicon tubes)		•		•
10430	Needle for internal spray (supplied with a silicon tube)		•		
10469X	Assembled head for Mont Blanc without light		•		
10469XL	Assembled head for Mont Blanc with light		•		
10469XLED	Assembled head for Mont Blanc with LED		•		
10460	Angulated part cartridge		•		
10410XLED	Mont Blanc Control® LED head (with depth stop + depth stop mount)		•		
10410X	Mont Blanc Control® head (with depth stop + depth stop mount)		•		
10410XL	Mont Blanc Control® head optical fibre (with depth stop + depth stop mount)		•		
10475	Sterilisable spray clamp		•		
10476D	Pack of 10 spray clamps for single use		•		
10415	Complete depth stop mount + depth stop for Mont Blanc Control®		•		
10418	Depth stop alone for the Mont Blanc Control® mount		•		
6458	Ruler		•		•
10436	Protective plugs for LEDs or optical fibres		•	•	
2044	Contra-angle clip for irrigation lines		•		
2041	Internal irrigation system with retaining clips				•
14420	Short depth stop				•
14425	Long depth stop				•
87M	Key for disassembly				•
12275	Sterilisable spray clamp for surgery contra-angles			•	
12430	Sterilisable spray clamp for surgery handpiece			•	



ACCESSORIES

ASPEO® BONE COLLECTOR		
References	Descriptions	Images
12006	Batch of 6 single-use filters	
12012	Batch of 12 single-use filters	
12041	Adapter for connection to the suction system	



Towards new heights

Photos credits: Anthogyr - All rights reserved - Non-contractual photos.

C159_GB - 2017-02



ANTHOGYR SAS
2 237 avenue André Lasquin
74700 Sallanches - France
Phone: +33 (0)4 50 58 02 37
Fax: +33 (0)4 50 93 78 60
www.anthogyr.com

 **Anthogyr**
PRIME MOVER IN IMPLANTOLOGY