


Toothless fork



INSTRUCTION MANUAL

<https://stomshop.pro/>

Contents

1-Introduction.....	01
2-Packaging contents.....	01
3-Installation.....	01
4-Instructions for use.....	02
5-Troubleshooting.....	02
6-Maintenance and cleaning.....	02
7-Technical specifications.....	03
8-Symbols.....	03
9-Warranty term and technical support.....	03
10-Authorized technical support.....	04
11-Authorized representative in Europe.....	04

Introduction

Thank you for choosing a Bio-Art product.

The toothless fork is a Facebow accessory which has two adjustable clamps to adapt to the alveolar ridge of the total edentulous (wax plane), as well as toothed patients with different dental arch widths.

It was conceived and projected through clinical experiments carried out at the Universidade de São Paulo - Faculdade de Odontologia de Bauru [University of São Paulo - Faculty of Dentistry of Bauru] by Prof. Dr. Conti.

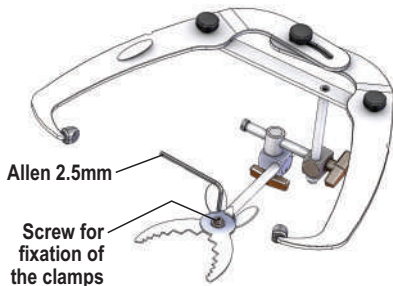
2 Packaging contents

- 01- Toothless fork
- 01- 2.5mm hex key
- 01- Instruction Manual



3 Installation

The toothless fork is an accessory to be used with Bio-Art's Standard Facebow, replacing the Toothed Fork. The adjustment and fixing of the clamps should be performed with the 2.5mm Allen key included in the product, as shown below.



<https://stomshop.pro/>

4 Instructions for use

The toothless fork has two adjustable clamps to adapt to the alveolar ridge of the total edentulous (wax plane), as well as toothed patients with different dental arch widths.



Note: This manual contains only the basic and simplified information regarding the product, which does not replace proper course and training. The Toothless Fork is a product intended for use only by specially qualified professionals in the area, who are fully responsible for the technique used.

5 Troubleshooting

PROBLEMS	POSSIBLE CAUSE	SOLUTION
Difficulty in tightening and/or releasing the fork clamps.	Waste, dirt, or oxidation of clamp locking screw.	Always keep the locking screw and the clamp threads clean and lightly lubricated with neutral lubricant.
Difficulties in tightening and fixing the clamps.	Locking screw or clamps threads are damaged.	Replace the screw and please contact Bio-Art's Authorized Service Center.

6 Maintenance and cleaning

- 1 - For cleaning the Toothless Fork, use only a thin brush, dry cloth and do not use solvents, detergents or chemicals;
- 2 - Do not use metal or sharp objects to clean any part, if necessary use a plastic spatula;
- 3 - Lubricate, when necessary, the threads of the locking screw of the clamps with a small amount of neutral lubricant.
- 4 - With the exception of lubrication, no maintenance should be performed by the user. Always seek Authorized Technical Support













<https://stomshop.pro/>

7 Technical specifications

Main materials used in the manufacture of the Toothless Fork:
Clamps, washers and locking screw: Stainless Steel SAE-304.
2.5mm hex key: Carbon steel with nickel-plated surface finish.

Set weight: 40 grams.

8 Symbols

 <i>See instructions for use</i>	 <i>Warning!</i>	 <i>Serial number</i>	 <i>Model code</i>
 <i>Authorized Representative in the European Community</i>	 <i>Date of manufacture</i>	 <i>Manufacturer</i>	 <i>Store in dry place</i>
 <i>This side up</i>	 <i>Fragile</i>	 <i>Maximum stacking</i>	 <i>Medical Device</i>

9 Warranty term and technical support

BIO-ART Equipamentos Odontológicos Ltda. grants a warranty of 1 (one) year for this product, counted from the date of purchase. This warranty covers any and all manufacturing defects and is provided by repairing the device subject to the following requirements:

- The product has been used properly, according to the instructions described in the instruction manual;
- The claim is accompanied by the respective Purchase Invoice and filed within the warranty period, followed by a report describing the defect and serial number of the product;
- The product is used, transported and stored with care;
- The cost for transportation (round trip) is borne by the customer.

<https://stomshop.pro/>

Warranty limitations:

- Natural wear of parts;
- Misuse, dropping or accidents;
- Improper transport;
- Repair by unauthorized persons;
- Use in disregard of the characteristics and purposes of the product;
- Wear due to exposure to adverse conditions (humidity, cold and intense heat);
- Damage due to lack of cleaning or maintenance with improper products;

In case of further questions, please consult the manufacturer:



BIO-ART EQUIPAMENTOS ODONTOLÓGICOS LTDA
Rua Teotônio Vilela, 120 - Jardim Tangará
CEP 13568-000 - São Carlos - SP - Brasil
Tel. +55 (16) 3371-6502
CNPJ 58.538.372/0001-56 - Insc. Estadual 637.034.447.113
www.bioart.com.br

IO Authorized technical support

For your safety, the technical support for this product must be performed by authorized persons/companies. Find an Authorized Service Center on our website:

www.bioart.com.br

II Authorized representative in Europe



Obelis s.a.
Boulevard Général Wahis 53
1030 Brussels, BELGIUM
Tel: +(32) 2.732.59.54
Fax: +(32) 2.732.60.03
E-mail: mail@obelis.net

<https://stomshop.pro/>



Rua Teotônio Vilela, 120 - Jardim Tangará - CEP 13568-000
São Carlos (SP) - Brasil - Tel. +55 (16) 3371-6502
www.bioart.com.br - facebook.com/bioartequipamentos

<https://stomshop.pro/>