

DiaDent®

PASSION FOR INNOVATION
www.diadent.com

ADVANCED CORDLESS OBTURATION SYSTEM



DUO-PEN

CORDLESS WARM VERTICAL COMPACTION DEVICE



Duo-Pen is a cordless warm vertical compaction device that uses heat to cut, soften, downpack, and compact root canal filling material (gutta percha).



Charging Time: 90 minutes

Operation Time per Full Charge: 5 sec. x 500 times

FEATURES

- Effectively and tightly compacts and seals all canals including lateral canals
- Softens, spreads, cuts, and compacts gutta percha
- Ergonomic design: cordless and lightweight. Easy to hold, clean and store
- Handpiece remains cool to touch during operation
- Quick heating tip reaches highest level of temperature within one (1) second to save treatment time
- Display window on handpiece clearly displays remaining battery power, error and setting temperature
- Smart temperature control monitors and prevents heating condenser from burning out
- Duo-Pen handpiece automatically recognizes the size of heating condenser inserted
- Color-coded heating condensers are available in various sizes (#.04-40, .04-45, .04-50, .06-50, .08-55) for easy identification
- Three temperature settings: 170°C, 200°C, and 230°C
- Replaceable high energy density lithium-ion battery
- Simple operation with two buttons: Power/Temperature Button & Operation/Heating Button

<https://stomshop.pro>

ORDER INFORMATION

4007-2002 Regular Kit


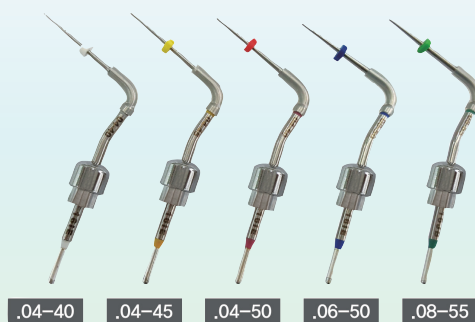
Contains: Duo-Pen Handpiece & Charger,
Heating Condenser #.04-50, Heating Condenser #.06-50,
Disposable Sheath (200/Box), Power Adapter, AC Power Cord

ACCESSORIES

4007-2020	Duo-Pen Handpiece
4007-2032	Duo-Pen Charger
4007-2070	Heating Condenser (.04-40) 1/box
4007-2071	Heating Condenser (.04-45) 1/box
4007-2072	Heating Condenser (.04-50) 1/box
4007-2073	Heating Condenser (.06-50) 1/box
4007-2074	Heating Condenser (.08-55) 1/box
4007-2075	Heating Condensers (.04-50/.06-50) 2/box
4007-2090	Duo-Pen Battery
4007-2270	Disposable Sheath (200/box)
4007-2280	Power Adapter
4007-2285	AC Power Cord



ACCESSORIES



- Heating Condensers (Available in 5 different sizes)



- Disposable Sheath (200/box)

<https://stomshop.pro>

DUO-GUN

CORDLESS BACKFILL OBTURATION DEVICE



Duo-Gun is a cordless backfill obturation device that delivers precise 3-dimensional obturation. It supports the warm vertical obturation technique.



- Easy-to-read display window and power button on both sides of the handpiece

- Strong and bendable Duo-Gun tips available in 23G and 25G

- Ergonomic design allows hand trigger operation with minimal effort

Charging Time: 90 minutes

Operation Time per Full Charge: 5 min. x 15 times

FEATURES

- Cordless and compact design allows complete freedom of movement
- Smooth and precise gutta percha delivery
- Variable temperature settings (140°C, 170°C, 200°C): precise control of obturation flow
- Quick and durable heating system: temperature reaches 200°C within 15 seconds
- Fast and continuous flow of gutta percha filling tightly seals the canal
- Designed for both left-handed and right-handed individuals:
 - * Both sides of the handpiece have power button and display window
 - * Both display windows show the remaining battery power, error and setting temperature
- Sophisticated and ergonomic design: operate hand trigger obturation with minimal effort
- Smart temperature control system maintains stable and constant temperature during operation
- Replaceable high energy density lithium-ion battery
- Strong, durable, and bendable Duo-Gun tips are available in both 23G and 25G

<https://stomshop.pro>

ORDER INFORMATION

4007-2001 Regular Kit

Contains: Duo-Gun Handpiece & Charger,
GP Obturation Tips (23G, 4/box), Plunger Set, Multi-Tool,
Safety Caps (2/pack), Plunger O-Ring Assembly (2/pack),
Scrubbing Brush, Battery, Power Adapter, AC Power Cord

ACCESSORIES

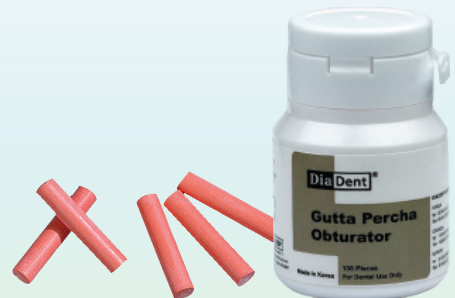
- 4007-2010 Duo-Gun Handpiece
- 4007-2031 Duo-Gun Charger
- 4007-2080 Duo-Gun Battery
- 4007-2120 GP Obturation Tips (23G, 4/box)
- 4007-2121 GP Obturation Tips (25G, 4/box)
- 4007-2130 Safety Caps (2/pack)
- 4007-2140 Plunger Set
- 4007-2150 Plunger O-Ring Assembly (2/pack)
- 4007-2160 Multi-Tool
- 4007-2161 Scrubbing Brush
- 4007-2280 Adapter
- 4007-2285 AC Power Cord
- 181-101 Gutta Percha Obturator
(Medium type, 100/bottle)



ACCESSORIES



- GP Obturation Tips (4/box)



- Gutta Percha Obturator (100/bottle)



- Plunger Set



- Scrubbing Brush



- Multi-Tool



- Plunger O-Ring Assembly



- Plunger O-Ring Assembly

<https://stomshop.pro>



CORDLESS WARM VERTICAL COMPACTION + BACKFILL OBTURATION SYSTEM

Dia-Duo is a complete obturation system that consists of both Duo-Gun and Duo-Pen. The Duo-Charger conveniently charges both devices at once.



ORDER INFORMATION

4007-2000 Regular Kit

Contains: Duo-Gun Handpiece, Duo-Pen Handpiece & Duo-Charger,
Heating Condensers #.04-50 and #.06-50, Disposable Sheath (200/box)
GP Obturation Tips (23G, 4/box), Safety Caps (2/pack), Plunger Set,
Plunger O-Ring Assembly (2/pack), Multi-Tool, Scrubbing Brush, Power Adapter, AC Power Cord

4007-2010 Duo-Gun Handpiece

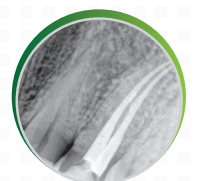
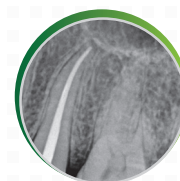
4007-2020 Duo-Pen Handpiece

4007-2030 Duo Charger

4007-2080 Duo-Gun Battery

4007-2090 Duo-Pen Battery

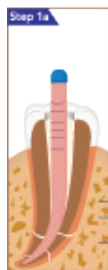
Perfectly and tightly sealed root canals after warm obturation technique with Dia-Duo.



<https://stomshop.pro>



OBTURATION TECHNICAL SEQUENCE - DOWNPACK WITH DUO-PEN



1a. Shape the root canal with endo files and determine the working length. Select a master cone that closely matches the apical size.



3a. Place the Duo-Pen tip in the orifice of the canal and activate Duo-Pen by pressing the Operation Button. Using the activated tip, cut the middle of gutta percha cone and condense the soften material to the point 6-9 mm front the apex for about 2 seconds.



1b. Insert Duo-Pen tip (heating condenser) into the root canal to the point 4-7 mm short of the working length. Move and set the endo stop accordingly.



3b. Release the Operation Button to allow pen tip to cool down, while at the same time continue pushing and holding the cooled pen tip to the apex for 8 seconds. This ensures all lateral and accessory canals are filled. Activate the pen tip again by pressing and holding the Operation Button for about 1~1.5 seconds, compact the gutta percha cone to the point 4~7 mm of working length.



2. Insert the master gutta percha cone that is coated with sealer.

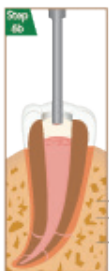


4. Condense the remaining material using a hand plugger such as Dia-Kondensor™.

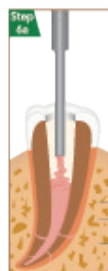
OBTURATION TECHNICAL SEQUENCE - BACKFILL WITH DUO-GUN



5. Using Duo-Gun's activated tip, make contact with the upper part of filled master cone in the canal, transfer heat for 3-5 seconds to soften the material.



6b. Continue flowing while withdrawing the tip from the canal.



6a. Extrude the melted gutta percha obturator into the canal.



7. Use a hand plugger to compact the obturation material.





DiaDent Network

DiaDent Group International Inc. (Canada & USA)

11-3871 North Fraser Way, Burnaby BC, Canada V5J 5G6

Tel: 1-604-451-8851 Fax: 1-604-451-8865

E-mail: diadent@diadent.com

DiaDent Group International (Korea & International)

626, Yeonje-ri, Gangoe-myeon, Cheongwon-gun, Chungcheong buk-do, Korea, 363-951

Tel: 82-43-266-2315 Fax: 82-43-262-8658

E-mail: diadent@diadent.co.kr

DiaDent Europe B.V (Europe)

Antennestraat 70, 1322 AS Almere, The Netherlands

Tel: 31-36-549-8607 Fax: 31-36-536-7317

E-mail: diadent@diadent europe.com